Republika e Kosovës
Republika Kosova-Republic of Kosovo
Qeveria –Vlada-Government
MINISTRIA E SHËNDETËSISË/MINISTARSTVO ZDRAVSTVA/MINISTRY OF HEALTH

National Health Accounts Report for 2017

Prishtina,
September 2019

Facts about Kosovo

The Republic of Kosovo has an area of 10,905.25 km². It is located in south-eastern part of Europe, bordered by Albania to the southwest, Montenegro to the northwest, Serbia to the northeast and Macedonia to the southwest. The territory lies within geographical latitude of 41° 51′ and 43° 16′, and within geographical longitude of 19° 59′ and 21° 47′. The territory of the Republic of Kosovo is characterized by different altitudes. The lowest point of Kosovo is located in the Drini i Bardhë river valley, on the border with Albania and reaches the altitude of 270 m above sea level, and the highest point is in western Kosovo, in Gjeravica with 2,656 m. The climate of the Republic of Kosovo is largely continental, resulting in warm summers and cold winters, with Mediterranean and continental influences (average temperatures in the country fluctuate from + 30 °C in summer to - 10 °C in winter). However, due to uneven elevations in some parts of the country, there are changes in temperature and precipitation distribution.

Currently, there are 38 municipalities in Kosovo with 1,469 settlements organized according to national laws.

The state of Kosovo is characterized by a very young population structure, with an average age of 30.2 years. After 1990, the population of Kosovo was faced with the phenomenon of migration, which affected both its structure and its growth rates. The free and uncontrolled movement of the population has led to a shift in the ratio of rural to urban population. According to the census conducted in April 2011, 61% of the population lives in rural areas.

The number of inhabitants for the period 1947-2011 is calculated based on the results of the census (which is carried out every 10 years according to United Nations rules), natural population growth data and available data on population migration. According to calculations by the Kosovo Agency of Statistics, the average life expectancy for 2011 in Kosovo for both sexes was 76.7 years. Females had an average life expectancy of 79.4 years while males 74.1 years.
Population pyramids represent the population structure by years of census, age, and gender. Until the last census of 2011, the results were presented based on the concept of resident and non-resident population. While the 2011 census did not include the population living outside Kosovo for more than 12 months. Therefore, due to the change in methodology, we have a disproportionate share of the total population compared to previous years. Population projections represent estimates of future changes in population numbers, as they are assumptions about future trends in birth rate, mortality and migration coefficients.

Graph 1: Population pyramids dated 31 March 2011 by gender and age.
(Source: KAS, 2019)

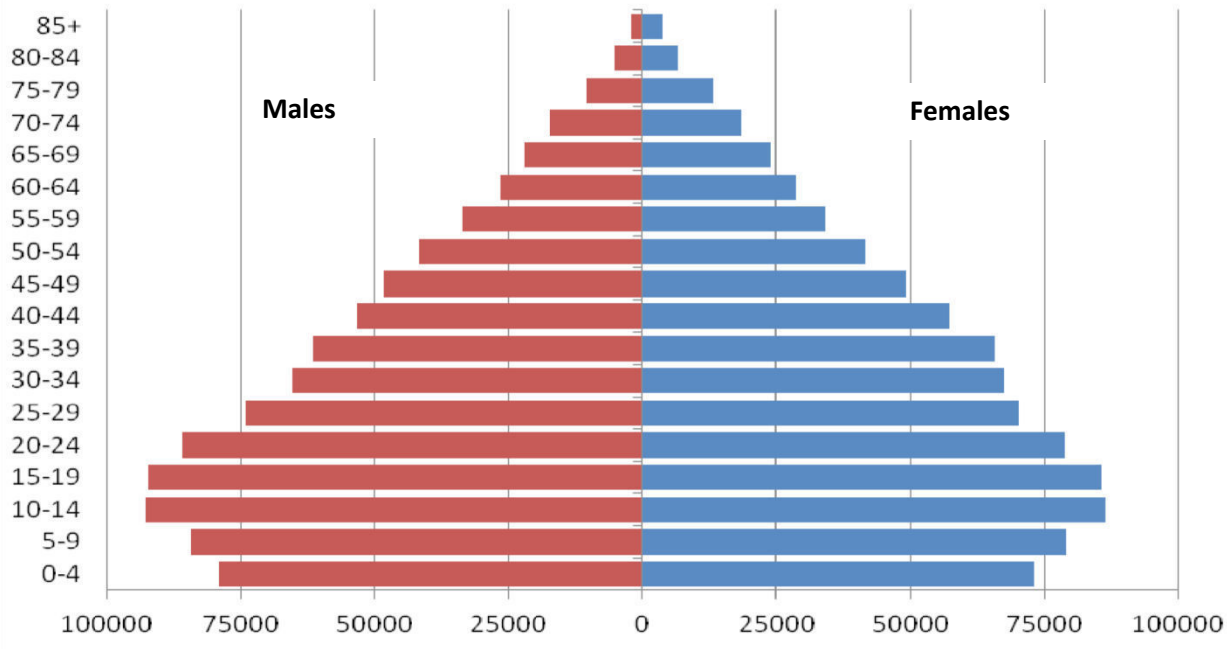

Graph 2: Population by age, 2018

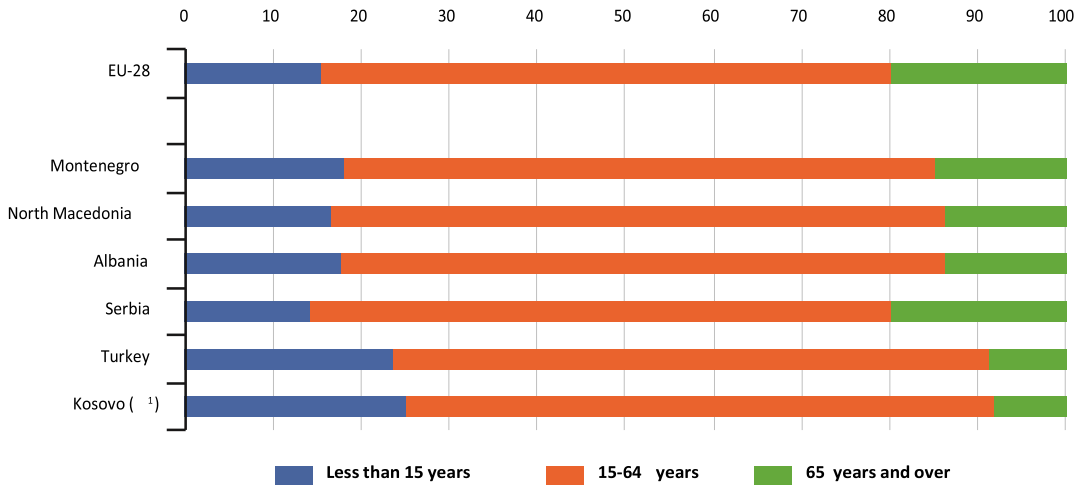

Note: Bosnia and Herzegovina, not available.

(1) 2017.

Source: Eurostat (online data code: demo_pjangroup)

According to the Household Budget Survey (HBS) for 2016, total consumption in Kosovo in 2016 was EUR 2.3 billion, whereas for households it was EUR 7,539 and per capita EUR 1,460. Most of the household budget in 2016 was spent on food (42%) and on housing (29%). This was followed by costs for clothing with 5% and by 4% for transportation, alcohol, tobacco and furniture, and 3% for health care.

The employment rate in the Labour Force Survey (LFS) for 2016 was 28.0%. The highest employment rate was 43.0% for males and 12.7% for females.
According to the LFS 2016 results, the unemployment rate is 27.5%. The highest unemployment rate is among women with 31.8%, compared to men with 26.2%. The highest unemployment rate is in the age group of 15-24 with 52.4%. Whereas, inactive labour force is quite high (61.3%) with a specific focus on women with 81.4%, compared to men with (41.7%).
(Source: Analysis of the Health Status of the Population in Kosovo - 2016, NIPHK).

Health Status of the Population in Kosovo - 2016

Birth rate
According to KAS, during 2016, 23,494 births were registered, of which 23,416 were born alive and 78 were stillborn. The vital index is 253.3%. There were 23,427 births or 99.7% in health institutions. (5,6);

Mortality rate
Mortality rate for 2016 is estimated at 5.2‰. By municipalities, the highest is in the municipality of Partesh with 19.8‰, Ranilug 14.1 ‰ and Shtrëpcë 13.9‰.
By municipalities, the lowest mortality rate was recorded in the municipality of Zubin Potok with 0.5‰. Compared over the years, mortality rate has been declining with variable movements.

Natural increase
Natural increase is 7.9 ‰. The vital index is 265; Compared over the years, natural increase has declined with variable movements.

Health Activity Analysis

Health care in Kosovo is provided on three levels. The primary level is family medicine. Primary Health Care (PHC) has units in all municipalities of Kosovo as 28 Main Family Medicine Centres (MFMC) with service units such as 183 Family Medicine Centres (FMC) and 191 Clinics of Family Medicine (CFM). This number of primary health care institutions does not include institutions that do not report to Kosovo health institutions.

In Kosovo, the basic institutions for the provision of health services at the secondary level of health care are general hospitals providing inpatient treatment as well as outpatient specialist services.

Outpatient and inpatient specialist services are also provided to the population in some primary level public institutions in the MFMC where there are maternity and other specialist services as well as in some private sector polyclinics.

Apart from inpatient facilities, Secondary Health Care (SHC) is also provided through Community Based Mental Health Centres (CBMHC) where services are provided to clients and members of their families.

Tertiary Health Care at the national level is provided by the University Clinical Centre of Kosovo (UCCK) and the University Dental Clinical Centre of Kosovo (UDCCK) within which clinics and institutes operate.
The National Blood Transfusion Centre, with its units, provides blood products and blood transfusion services throughout Kosovo.
Health care for employees is provided through the National Institute of Occupational Medicine and the institutions established at major labour organizations and within the MFMCs.

Public Health carries out its activities through the National Institute of Public Health of Kosovo and 6 regional centres of public health.

Supplementary Explanation 1:

Dental care is provided at the tertiary level, at the University Dental Clinical Centre of Kosovo, at the secondary level at the Main Family Medicine Centres (specialist dentists), as well as at the primary level by the dentists.

Health Activity Analysis in Primary Health Care (PHC) for 2016

Primary health care is the cornerstone of the health system as it has to meet 80-90% of the health care needs identified in the first contact of the population with the health service, including prevention, treatment and rehabilitation. An important function of the PHC is to refer to higher levels of the health system in order to maintain the integrity of the unique health care.

PHC Network of Institutions

Institutions providing primary health care are: 28 Main Family Medicine Centres (MFMCs), 183 Family Medicine Centres (FMCs), and 191 Clinics of Family Medicine (CFMs). There are 15 outpatient maternity wards within the MFMCs.

Supplementary Explanation 2:
The public network of PHC consists of a total of 429 institutions, of which each Kosovo municipality has Main Family Medicine Centres (MFMC) as the main unit, with its constituent units: Family Medicine Centres (FMCs) and Clinics of Family Medicine (CFM).
Source: MoH, 2019

Primary health care staff by profiles in Kosovo for 2016

In primary health care for 2016, according to the reported data, there are a total of 5,358 employees, of whom 1,087 (20.3%) doctors, 296 (5.5%) dentists, 7 (0.1%) pharmacists, 3,078 (57.4%) medical technicians/nurses, 44 (0.8%) health care associates, and 846 (15.8%) non-medical staff.
The number of inhabitants to one doctor is 1,587 which is close to the norm given for Family Medicine. By municipalities, it varies from 845 in Obiliq to 6,993 inhabitants to one doctor in Novobërdë.

There are 5,830 inhabitants to one dentist in PHC in Kosovo. The largest number of inhabitants to one dentist was in Klina with 39,759. The number of inhabitants to one nurse on Kosovo level is 561 and varies from 806 in Rahovec to 370 in Kamenica.
By municipalities, reported pharmacists are deficit staff; the ratio between nurses and doctors is 3 and the highest is in Novobërdë where we have 9 nurses to one doctor and the lowest is in Fushë Kosovë where we have 2 nurses to one doctor.

Coverage indicators, workload indicators in PHC

A total of 3,688,571 visits to the doctor, 384,655 visits to the dentist and 6,006,009 visits to other health professionals were made in the PHC.
The average daily workload of a doctor is 12.1 visits. By municipalities, the highest workload was in Podujeva with 43.6 visits, while the lowest workload was in the municipality of Kamenica with 0.7 visits per day.
The average daily workload of a dentist is 4.6 visits. By municipalities, the highest workload is in Podujeva with 37.4 visits, while the lowest workload is in the municipality of Kamenica with 0.3 daily visits, whereas in 5 municipalities, there is no dentist at all.
The average daily workload of a nurse is 7 visits. By municipalities, the highest workload is in Shtime with 20.1 visits, while the lowest workload is in the municipality of Kamenica with 0.5 visits per day.

On average, there are 2.1 visits per doctor per capita per year. By municipalities, the highest number of visits per capita is in Podujeva with 8 visits while the lowest is in the municipalities of Obiliq and Novobërdë with 0.6 visits per year.
On average, there are 0.2 visits to the dentist per capita per year.

Morbidity in PHC service

According to International Classification of Diseases 10 (ICD-10) of PHC morbidity, the highest number of registered diseases is the group X (Diseases of the respiratory system with 142,357 (32.58%) cases, then come group XI (Diseases of the digestive system with 57,941 (13.26%) cases. The lowest participation is in the group XVI (Certain conditions originating in the perinatal period) with 161 (0.03%) cases.

Secondary Health Care (SHC) Analysis

In Kosovo, the basic institutions for the provision of health services at the secondary level of health care are general hospitals providing inpatient (hospitalisation of patients) treatment as well as outpatient specialist services.

General Hospitals in Kosovo are public health institutions that provide secondary level health care services, providing specialist care to hospital patients and outpatient specialist services.
Outpatient and inpatient specialist services are also provided to the population at some primary level public institutions in the Main Family Medicine Centres where Maternity Services and some other specialist services exist, as well as at some private sector polyclinics.
In addition to inpatient facilities, Secondary Health Care (SHC) provides services in the field of mental health through Community Based Mental Health Centres (CBMHCs).
In Kosovo, there are these general hospitals in Prizren, Peja, Gjilan, Gjakova, Mitrovica, Ferizaj and Vushtrri.

Health Care in Kosovo General Hospitals

In 2016, a total of 446 doctors and 115 health and non-health associates were employed in Kosovo general hospitals.
A total of 1,015 nurses were employed in Kosovo general hospitals in 2016.

Indicators of coverage, volume and quality of work in Kosovo general hospitals

According to the reports generated by the NIPHK, in total 1,952 beds were reported in the Kosovo General Hospitals in 2016. The highest number of beds was in the Internal wards with a total of 267 beds (13.7%) out of the total number of secondary level hospital facilities, while the lowest number was in the Dermatovenerology wards with 17 (0.9%) beds and the delivery rooms with 8 (0.4%) beds. 82,081 patients were hospitalized respectively treated in the hospitals.
The highest inpatient ratio (daily workload) per doctor in general hospitals was in Gjakova hospital with 4.2 followed by Peja hospital with 3.6 and the lowest in Ferizaj hospital with 0.5.

The Obstetrics ward had the largest number of patients with 13,082 (15.9% of the total number of patients hospitalized in general hospitals) while the Dermatovenerology ward had the lowest number of patients with 171 or 0.2%.
Regarding the deaths in hospitals, by wards, the highest number of deaths was registered in the Internal ward 321 (34.1%).
Hospital capacity utilization at the Kosovo level is 55.3%, with variations from 118.6% in the infectious diseases ward, 86.4% in the Thoracic ward, ENT 72.5%, in the coronary unit 68.7% to 33.4% in the dermatovenerology ward.
The average number of surgeries per doctor in Kosovo level is 36, while according to the wards the highest number of surgeries was in the Surgery ward with 125, followed by the ENT ward with 114 surgeries and the lowest number was in the Gynaecology ward with 28 surgeries per doctor.
The average treatment in general hospitals is 4.7 days, with variations in Psychiatry 14.9 days, Thoracic ward 13 days, and with least in the Neonatology (incubator) 2.1 days and Surgery Intensive Care 3.2 days.
The daily workload per doctor in Kosovo was 2.3 patients while the daily workload per nurse was 1.0.
Hospital mortality by ward was the highest in the Neurology ward with 86.7 ‰ and Surgery Intensive Care 62.0 ‰.
Hospital mortality at the Kosovo level is 11.5 ‰, with the highest at Peja General Hospital at 16.6 ‰ and the lowest at Ferizaj General Hospital at 0.5 ‰ (Table 14).

Morbidity in secondary health care (SHC)

The three most common groups of diseases registered in Kosovo general hospitals during 2016 were: Group IX - Diseases of the circulatory system (I00-I99) with 16,378 cases (14.69% of all registered cases of diseases in SHC), Group X - Diseases of the respiratory system (J00-J99) with 15,786 cases (14.15%) of all cases and Group XIX- Injury, poisoning and certain other consequences of external causes (S00-T98) with 9,583 (8.59%) cases.

Tertiary Health Care

Tertiary health care includes the highest quality specialist medical services of all health institutions, the latter of which includes education at the Faculty of Medicine for undergraduate, postgraduate studies and relevant scientific research. There is no morbidity data within the THC.

Medical and non-medical staff in the THC

In 2016, THC employed a total of 3,097 employees, out of which 597 doctors (19.3% of the total number of employees), 62 dentists (2.0%), pharmacists 10 (0.3%), 1,837 nurses (59.3%). health care associates 14 (0.5%) and non-health care employees 576 (18.6%).
The total number of specialist doctors in the UCCK was 535, the largest number of which was concentrated in the Gynaecology and Obstetrics Clinic with 56 (10.5%)

doctors, the Anaesthesiology clinic with 45 (8.4%) doctors, and the smallest number of doctors was reported at Maxillofacial Clinic and Telemedicine Centre of Kosovo (TCK) with 3 (0.6%) doctors.
The total number of nurses in the UCCK was 1,667, of which the largest number of nurses was concentrated in the Gynaecology Clinic with 222 (13.3%) nurses, followed by the Anaesthesiology Clinic with 161 (9.7%) nurses. The lowest number of nurses was reported in the Rheumatology Clinic with 10 (0.6%) nurses and in Nuclear Medicine with only 9 nurses (0.5%).

Indicators of coverage, volume and quality of work at UCCK

In the UCCK, according to the reports generated by the NIPHK, in 2016 were reported a total of 1,898 beds and 504,826 days of treatment.
The highest number of beds was in the wards of the Gynaecology and Obstetrics Clinic with a total of 399 beds (21%), while the Cardiology and Physiotherapy Clinic had the lowest number with 14 beds (0.7%).
The number of patients hospitalized in the UCCK was 96,828 and in relation to clinical doctors, we have 180 patients per doctor.
The average daily doctor workload (patients hospitalized per doctor) at UCCK was 1.9. By clinics, the highest workload was at the Infective Clinic 7.5, then the Neonatology Clinic 5.3 and the Haematology Clinic 5.2, while the lowest workload was at the Physiotherapy Clinic 0.6 and the Anaesthesiology Clinic 0.4.
The average (daily) workload of the nurse was 1.2. The highest workload was at the ENT Clinic at 3.2 and at Thoracic Clinic 2.5. The lowest workload was at the Anaesthesiology Clinic 0.2 (Table 20).
(Source: Analysis of the Health Status of the Population in Kosovo - 2016, NIPHK)

Health Care Expenditures

The Health Expenditure Report (compiled in HAPT software) in Kosovo has been compiled since 2014. The Kosovo Agency of Statistics has reported since 2009, at the same time, the same is reported to the European Commission, EUROSTAT, MCC, OECD and the UN.

National Health Accounts Report is compiled according to the System of Health Accounts (SHA) 2011 methodology, although in Kosovo we do not yet use all codes, as the structure of health expenditure has not yet been specified to the smallest details (example: medicine expenditure per each hospital inpatient or outpatient, by age, sex and region). Also, some of the private sector still do not report according to the codes required by the SHA 2011 methodology. We still do not have any indicators of citizens' expenditures for medical treatment abroad, which we consider a challenge in presenting complete data on annual health care expenditures.

Kosovo cannot even be compared to countries in the region in terms of percentage of GDP for health care, for example, countries in the region such as Montenegro or North Macedonia invest about 7.94%, while Kosovo 4.47%.

Kosovo is among the countries in the region/Europe with the lowest percentage of GDP spent on health compared to other countries, but which has a tendency to improve public sector spending on health of population.

Table 1: Key Indicators, 2017 and 2018

		Gross domestic product	
	Population	Total (billion EUR)	Per capita (EUR)
	2018	2017	
EU-28	*512 379*	15 383.1	30 000
Montenegro	622	4.3	6 900
North Macedonia	2 075	*10.0*	*4 800*
Albania	2 870	*11.6*	*4 000*
Serbia	7 001	39.2	5 600
Turkey	80 811	753.9	9 400
Bosnia and Herzegovina (1)	3 503	15.3	4 400
Kosovo	1 799	6.4	3 600

(1) Gross domestic product: 2016.
Source: Eurostat (online data codes: demo_gind, nama_10_gdp, nama_10_pe, nama_10_pc and demo_gind)

Graph 3: Public expenditure for health, compared to GDP, 2007 and 2017 (%)

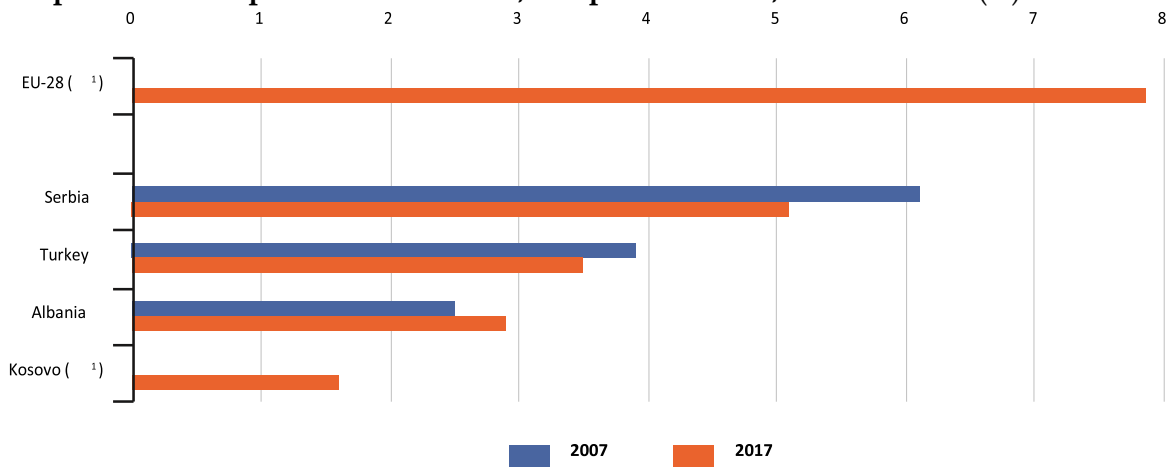

Note: Montenegro, North Macedonia and Bosnia and Herzegovina, not available.
(1) 2007: not available. 2016 (estimate) instead of 2017.
(2) *Source:* Eurostat (online data codes: hlth_sha11_hf and nama_10_gdp

Kosovo is estimated to have health expenditures per capita almost twelve times lower than the European level (1,990 euros - source Eurostat, publication 2017), spending the equivalent of 158 euros/annually per capita (2017), for each resident inhabitant in the Republic of Kosovo.

Total health expenditures along with capital expenditures were € 285 million in Kosovo, in 2017.

Table 2: Public health budget as part of the annual state budget

	Total budget	Health sector budget
Amount	2,085,994,000	180,362,070
%	100	8.65

(Source: MoF, Law on Budget for 2017)

Current public health spending expressed as a percentage of GDP
Unlike other countries, the Government of Kosovo with 2.83% invests the lowest percentage of local GDP in public health.
Most countries in the region spend on health care on average 6% of GDP. This fact indicates that health care has not been a priority, and does not meet the needs of the population, despite the local capital investments being made in our country.

Table 3: Health Expenditures, as a% of GDP

Sector	Expenditures (Euro)	% of GDP
Public	180,362,070	2.83
Private	105,000,000	1,65
Total	285,362,070	4.47

(Source: MoF, Law on Budget for 2017, HA Kosovo 2017)

It should be borne in mind that in addition to government investment, the main source of funding is the out-of-pocket payment (OOP) of the country's residents. This means that residents directly funded from their own pockets about 40% of healthcare spending in 2017 (based on available data).

Table 4: Health Expenditures, as% by sector

Sector	Expenditures (Euro)	%
Public	180,362,070	63.07
Private	105,000,000	36.93
Total	285,362,070	100

(Source: MoF, Law on Budget for 2017, HA Kosovo 2017)

Graph 4: Percentage of GDP for health, 2017 comparison (source: Eurostat)

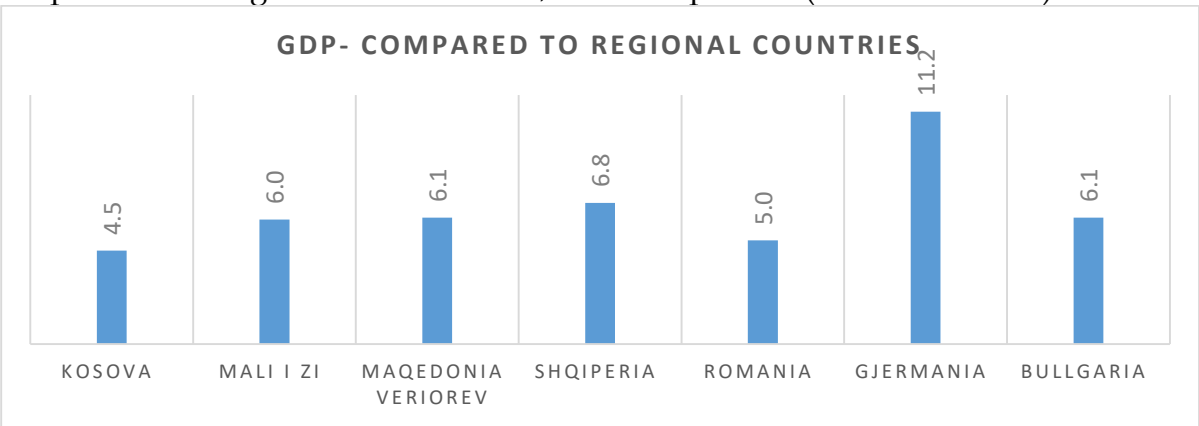

The WHO warns that the share of out-of-pocket (OOP) health spending, between 15-30% of current health spending, refers to strong pro-poor policies to achieve good financial protection. Each person in Kosovo spent an average of 58.3 euros on health in 2017, which is about 3% of annual household consumption.

In 2017, the share of external sources for health spending was about 6.7% of current health spending. Kosovo receives on average more aid from the rest of the world (remittances) if compared to neighbouring countries or those in the European region that have also funded a portion of healthcare from external sources-remittances in our country (Household Survey, KAS 2018).

Life expectancy and current health expenditure per capita, 2017 (Kosovo 2018) / Data Source: OECD / - Life expectancy has been shown to correspond to the level of health expenditure per capita. Life expectancy at birth is highest in Spain and Switzerland (83 years each) in the European Region.

Graph 5: Life expectancy at birth, 2007 and 2017 (years)

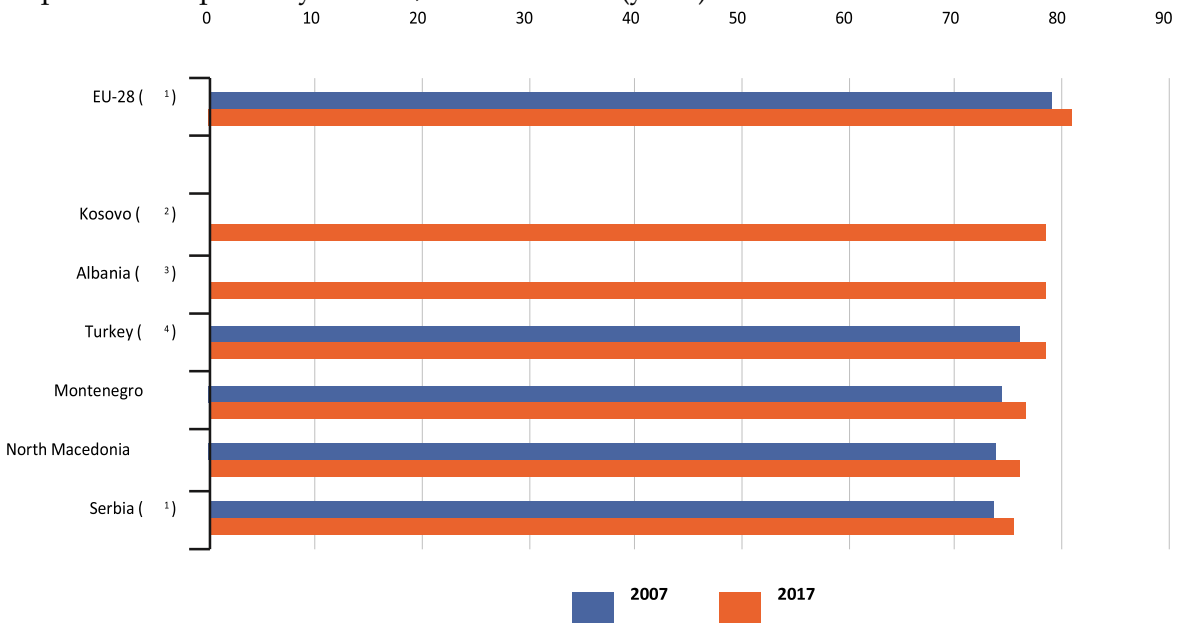

Note: Bosnia and Herzegovina, not available.
(1) Break in series.
(2) 2007: not available. 2016 (provisional) instead of 2017.
(3) 2007: not available.
(4) 2009 instead of 2007.
Source: Eurostat (online data code: demo_mlexpec)

The health expenditures of these states are also relatively high. Life expectancy is the lowest in Turkmenistan (66), where even per capita health spending is quite low. In Kosovo, the average life expectancy stands at 71 years for 2016-2017. But according to

the OECD, a 10% increase in per capita health spending in real terms will increase the average life expectancy by 3.5 months. However, it is not only spending but also the way health resources are used, which makes a difference in the life expectancy of Kosovo's resident population.

Public Sector Expenditures

The public health sector in Kosovo consists of the Ministry of Health, Hospital University Clinical Service of Kosovo, Primary Health Care, and other government departments that provide health services.

The structure of budget planning and expenditure reporting is done according to the main budget categories: Salaries & Wages, Goods & Services, Subsidies & Transfers, Capital Investments, and Utilities.

During 2017, public health expenditures amount to EUR 180,362,069.83. Expenditures allocated by public budget organizations were as follows:

Table 5: Public Sector Expenditure, by Budget Organizations

MoH	57,567,776.19
HUCSK	70,553,112.44
PHC	52,241,181.20
Total	**180,362,069.83**

Table 6: Public sector expenditures

Financing schemes	Revenues of health care financing schemes	FS.1.1 Internal transfers and grants	FS.2 Transfers distributed by government from foreign origin	All FS
HF.1.1.1	Central government schemes	165,785,204.0	235,584.0	166,020,788.0
HF.1.1.2	State/regional/local government schemes	714,834.3	307,041.2	1,021,875.5
All HF		166,500,038.3	542,625.2	167,042,663.5

Graph 6: Public sector expenditures

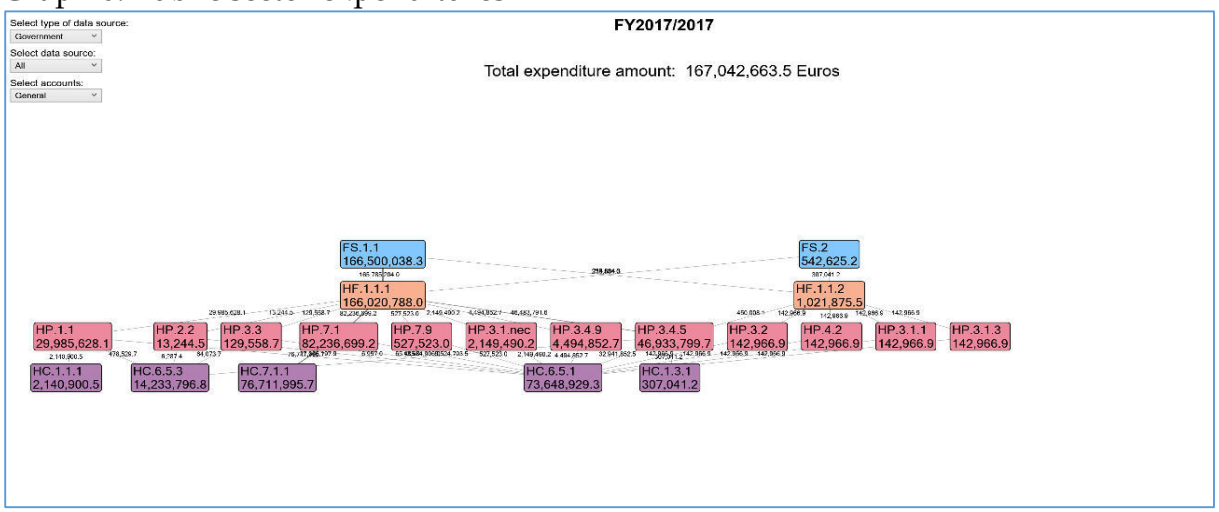

Table 7: Public sector expenditures, Capital Investment

Capital Account		Health care providers	HP.1 Hospitals	HP.3 Providers of ambulat	HP.6 Providers of preventi	HP.7 Providers of health	All HP	Share of HK
	HK.1.1.1.1	Residential and non-residential buildings	1,652,818.1	5,523,138.2	1,778,437.0	2,886,930.1	11,841,323.4	78.4
	HK.1.1.2.1	Medical equipment	689,745.6	603,565.5	783,624.7	5,180.0	2,082,115.8	13.8
	HK.1.1.2.2	Transport equipment		471,470.0			471,470.0	3.1
	HK.1.1.3.1	Computer softëare and databases	708,285.5				708,285.5	4.7
HK.1.2		Changes in inventories		15.5			15.5	0.0
All HK			3,050,849.2	6,598,189.2	2,562,061.7	2,892,110.1	15,103,210.3	
Share of HP			20.2	43.7	17.0	19.1		

Currency: Euros (EUR)

Graph 7: Public sector expenditures, Capital Investment



Private Health Expenditures

In the Republic of Kosovo, according to the Ministry of Health data, we have 27 private hospitals and 1,592 private health institutions, of which:
114 Polyclinics, 141 Laboratories, 43 Practice Offices, and 1,294 Specialist Clinics;

Data that could be provided for private sector expenditures include the value of medicines imported into the country for 2017, medicines that were purchased from the citizen's pocket because there is still no possibility of reimbursement of medicines. Then, data on the expenditures of voluntary health insurance companies, in-country private rehabilitation centre expenditures, and donations were provided.

Data on funds spent by citizens for private treatment in private health facilities in the country; and private treatment at private health facilities abroad we were not able to provide, because there is no mechanism for collecting this data, and no objective extrapolation.

Table 8 - Private Health Expenditures, 2017

Out of Pocket Expenditures - medicines and medical supplies	67,248,090.84
Rehabilitation Centres	7,747,549.80
Voluntary Health Insurance Companies	16,996,000.00
Donors	11,680,730.21
Total	103,672,370.84

Table 9: Household expenditure for medicines and medical supplies

Revenues of health care financing schemes	Financing schemes	HF.3.1 Out-of-pocket excluding cost-sharing	All HF
FS.6.1	Other revenues from households n.e.c.	73,833,508.2	73,833,508.2
All FS		73,833,508.2	73,833,508.2

Currency: Euros (EUR)

Used data sources:

Households — Out of Pocket Expenditures - medicines and medical supplies

Rehabilitation Centres — Banja e Kllokotit, Banja e Pejës, Nena Naile

Graph 8: Household expenditure for medicines and medical supplies



Graph 9: Rehabilitation Centers expenditure - spas



Table 10: Rehabilitation Centers expenditure - spas/ Capital

Capital Account	Health care providers	HP.4 Providers of ancillary services	All HP
HK.1.1.2.1	Medical equipment	1,162,132.5	1,162,132.5
All HK		1,162,132.5	1,162,132.5

Currency: Euros

Used data sources:

Rehabilitation centers Banja e Kllokotit, Banja e Pejës, Nena Naile

Graph10: Rehabilitation Centers expenditure - spas/ Capital

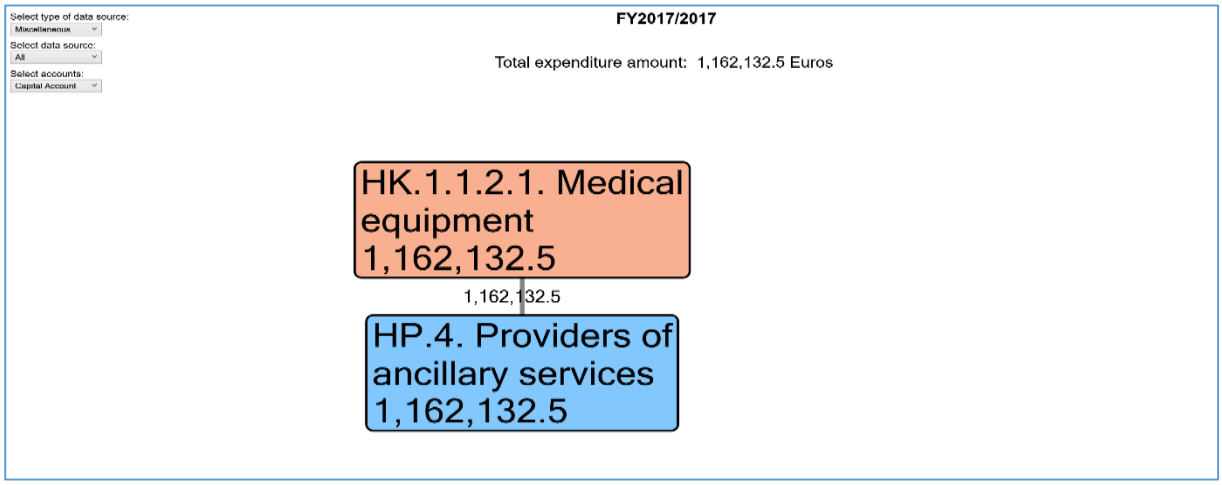

Table 11: Voluntary Health Insurance Companies Expenditure

Financing schemes	HF.2.1.nec	All HF

Revenues of health care financing schemes		Unspecified voluntary health insurance schemes (n.e.c.)	
FS.5.1	Voluntary prepayment from individuals/households	16,996,000.0	16,996,000.0
All FS		16,996,000.0	16,996,000.0

Currency: Euros (EUR)

Used data sources:

Insurances Private Insurance Company

Graph 11: Voluntary Health Insurance Companies Expenditure

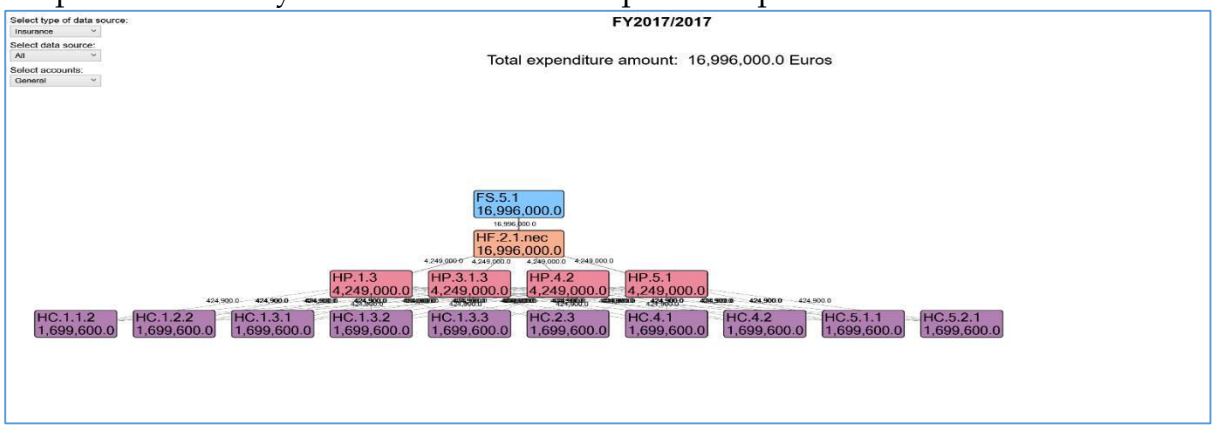

Donations

This group of investments includes all data from donors during 2017, which were dedicated to the public sector, covering social contracting for specific services, assisting the MoH. The following table shows donor contributions:

Donor	Beneficiary	Amount
Government of Japan	Ministry of Health	10,292.60
Government of Japan	Municipality Kacanik	52,715.00
Government of Japan	Municipality Dragash	72,880.00
Government of Japan	Municipality Klina	68,229.00
Italian Cooperation	MoH and UHCSK	342,840.00
Luxembourg	Ministry of Health	1,712,510.41

Sweden	University Clinical Centre of Kosova	102,448.00
Swiss Agency for Development and Cooperation	National Institute of Public Health of Kosova	1,541,111.41
Swiss Agency for Development and Cooperation	Ministry of Health	443,734.47
The Global Fund	Community Development Fund	910,787.58
The Global Fund	Community Development Fund/MoH	579,664.99
TIKA		0.00
Community Development Fund/The Global Fund	Ministry of Health	28,300.50
World Health Organization		49,314.87
World Health Organization - In kind		5,565,901.37
UNFPA		200,000.00
Gjithsej		11,680,730.21

Tab 12: Donation expenditures

Revenues of health care financing schemes	Financing schemes	HF.4.2.2 Other schemes (non-resident)	All HF
FS.7.1.3	Other direct foreign financial transfers	11,656,554.4	11,656,554.4
All FS		11,656,554.4	11,656,554.4

Currency: Euros

Used data sources:

Donors Italian Cooperation, Luxembourg, Sweden, Sëiss, The Global Fund, ËHO, UNFPA, Government Of Japan

Graph 12: Donation expenditure

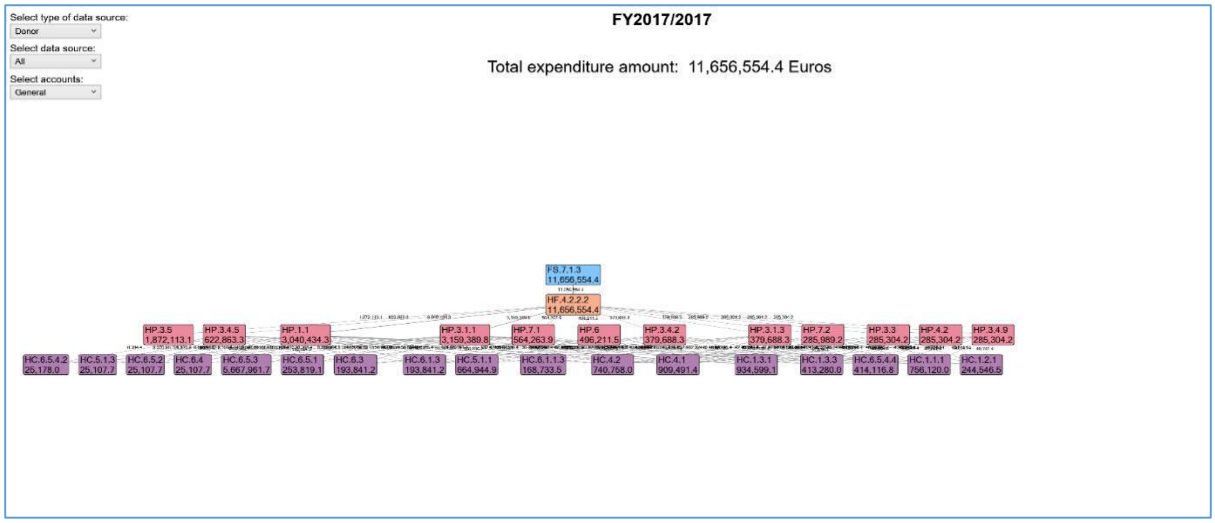

Note: Donation of UNFPA is in US Dollars, therefore there is a slight difference in the total amount.